


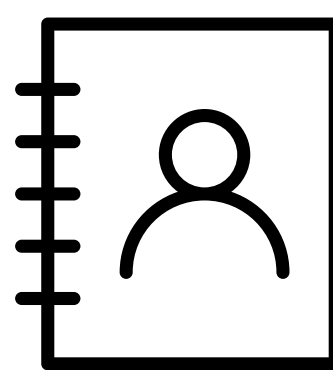
# 11 STEPS TO FOLLOW

## if you got into a car accident




### 1 CHECK YOURSELF AND YOUR PASSENGERS FOR INJURIES

If you or your passengers are injured, call 911 or ask someone else to do so. If you're seriously injured, try not to move, and wait for emergency personnel.




### 6 OBTAIN WITNESSES' CONTACTS

Obtain names and contact information for any witnesses to the accident. Having witness can be crucial in proving who is at fault in the accidents with conflicting recollections of how the accident occurred.



### 2 GET TO SAFETY

Make sure that your car is visible to others by turning hazard lights on. If your car is safe to drive and is causing a hazard where it is, pull it to the side of the road. Otherwise, leave it where it is and get yourself to safety.



### 7 TAKE PHOTOS

Take photos of the accident scene, all cars involved, property damage and license plates of other cars involved in the collision.



### 3 CALL 911

Report the collision, any road blocking and any injuries.



### 8 DO NOT ADMIT FAULT

Neither reveal your policy limits. While every driver has to be prepared to assume legal and financial responsibility if involved in a crash, do not let your emotions get in the way of deciding who is at fault. Never admit liability or give an opinion about cause of a crash.




### 4 CHECK ON OTHERS

Check on the wellbeing of others involved in the collision.



### 9 GET CHECKED BY YOUR DOCTOR

If you are injured, get checked out by a doctor. Even if you feel ok, it's good to have it documented.



### 5 EXCHANGE INFORMATION

Exchange information with the other driver by getting their full name, contact and insurance information.



### 10 CALL YOUR INSURANCE FIRST

Call your insurance company. Do not provide any statements to the other party's insurance company without first talking to your insurance company or your attorney.



### 11 CALL LAW OFFICES OF ANNA R TSEYTLIN

(425) 524-4600